


The following products (code Nos.) are used in our application examples:

- Pre-polishing of brackets**
 - Miniature brushes, unmounted:**
 - Black bristles, large diameters**
 - Ø 21 mm 121/21 (MBU 11 300)
 - Ø 23 mm 121/23 (MBU 11 400)
 - Ø 25 mm 121/25 (MBU 11 500)
 - Horsehair (medium), large diameters**
 - Ø 21 mm 132/21 (MBU 15 300)
 - Ø 23 mm 132/23 (MBU 15 400)
 - Ø 25 mm 132/25 (MBU 15 500)
 - Polishing pastes:**
 - Red P1 (POP 91 100)**
 - Green P2 (POP 92 100)**
 - Blue P3 (POP 93 100)**
 - Pre-polishing of large areas**
 - Circular brushes with Chungking bristles.** Particularly beneficial are the Labor and Prima brushes with several rows of bristles, converging type, and also the straight type with three rows. (Please choose your favorite brush from our catalogue, pages 37 to 41.)
 - Circular brush, goat hair** Ø 90 mm 32/90 (SRB 12 100)
 - Lathe brush, goat hair with aluminum center** Ø 50 mm 152/50 (SBA 12 100)
 - Lathe brush, goat hair with aluminum center** Ø 60 mm 152/60 (SBA 12 200)
 - Lathe brush, goat hair with plastic center** Ø 48 mm 162/48 (SBK 12 100)
 - Extra-stiff buffing wheel with plastic center** Ø 100 mm 31/100 KK (SWK 24 100)
 - Extra-stiff buffing wheel with leather center** Ø 100 mm 31/100 LK (SWL 24 100)
 - Pre-polishing of the tongue areas of activators**
 - Felt cones.** Particularly beneficial are the felt cones with a diameter of 20 mm or 25 mm (please choose your favorite felt cones from our catalogue, page 34)
 - Felt points, unmounted No. 76 (FBU 09 100)**
 - Felt points, mounted No. 56 (FBH 09 110)**
 - Miniature brushes with cotton cloth discs, unmounted**
 - Ø 21 mm 129N/21 (MBU 22 300)
 - Ø 23 mm 129N/23 (MBU 22 400)
 - Ø 25 mm 129N/25 (MBU 22 500)
 - Miniature brushes with cotton cloth discs, mounted**
 - Ø 21 mm 102N/21 (MBH 22 300)
 - Ø 23 mm 102N/23 (MBH 22 400)
 - Ø 25 mm 102N/25 (MBH 22 500)
 - Miniature brushes with felt discs, unmounted**
 - Ø 21 mm 128/21 (MBU 21 300)
 - Ø 23 mm 128/23 (MBU 21 400)
 - Ø 25 mm 128/25 (MBU 21 500)
 - Miniature brushes with felt discs, mounted**
 - Ø 21 mm 101/21 (MBH 21 300)
 - Ø 23 mm 101/23 (MBH 21 400)
 - Ø 25 mm 101/25 (MBH 21 500)
- also for high-gloss polishing of the tongue area
- Pre-polishing transitions between acrylic material and bracket wire**
 - Miniature brushes, goat hair, white, mounted**
 - Ø 21 mm 112/21 (MBH 12 300)
 - Ø 23 mm 112/23 (MBH 12 400)
 - Ø 25 mm 112/25 (MBH 12 500)
 - Miniature brushes, goat hair, white, unmounted**
 - Ø 21 mm 122/21 (MBU 12 300)
 - Ø 23 mm 122/23 (MBU 12 400)
 - Ø 25 mm 122/25 (MBU 12 500)
- High-gloss polishing**
 - Buffing wheel, cotton cloth.** Particularly beneficial:
 - 29a/100 KK fine (SWK 22 200)
 - 29a/100 KK coarse (SWK 23 200)
 - Pleated buffing wheel** 29d/100 KK (SWK 28 100)
 - Buffing wheel (orthodontics)** 29 KFO/100 KK (SWK 25 100)
 - Miniature brushes with flannel discs, unmounted**
 - Ø 21 mm 129/21 (MBU 20 300)
 - Ø 23 mm 129/23 (MBU 20 400)
 - Ø 25 mm 129/25 (MBU 20 500)
 - Miniature brushes with flannel discs, mounted**
 - Ø 21 mm 102/21 (MBH 20 300)
 - Ø 23 mm 102/23 (MBH 20 400)
 - Ø 25 mm 102/25 (MBH 20 500)
 - Polishing paste:**
 - Blue P3 (POP 93 100)




Polishing Removable Orthodontic Appliances

We recommend the following articles in our range of products. In this information brochure we mainly focus on the particularly tricky places for polishing.



Wishing you good polishing results



das komplette Qualitäts-Sortiment für die Politur

Dr. Montemerlo GmbH & Co KG

Josef-Schüttler-Str. 49
78224 Singen, Germanv


Tel: 07731-947 220
Fax: 07731-947 221

Pre-polishing brackets

Do you wish to polish the bent wire? Would you prefer to use the polishing spindle or the micromotor?

For polishing the brackets we recommend using our Miniature Brushes with **black bristles 111/21 mm** (MBH 11 300) or **horsehair (medium) 109/21 mm** (MBH 15 300), together with the **red polishing paste (P1)** or **green polishing paste (P2)**. Please note that the maximum speed for bristles is approx. 7,500 rpm and for horsehair approx. 12,000 rpm. Brushes with a diameter of 19 or 21 mm are well-suited.

Example: 111/21 mm (MBH 11 300)



Pre-polishing larger areas

The larger areas on the 'black plate', e.g. the palatal area can be polished very well with pumice, our **Circular Brushes with Chungking bristles (3,000 rpm)** or our **Circular Brush with goat hair (maximum speed of 4,000 rpm)**.

Example: 4/40/80 Labor HK, converging type (RLH 44 300)



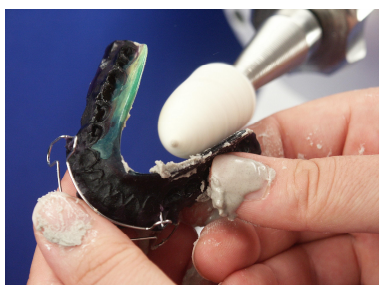
The vestibular surfaces of the upper (maxilla) or the lower jaw (mandible) plates often have a large number of brackets. For better control and overview, we therefore recommend our **Lathe Brush with goat hair (maximum speed of 4,000 rpm)**.

Example: Goat hair 32/90 mm (SRB 12 100)



Polishing tongue areas of activators


This area is to be polished using pumice and our **Felt Cones (recommended speed of 1,500 rpm)**. After thoroughly grinding with grain sizes of up to 400, many customers prefer **manual pre-polishing and high-gloss polishing of the tongue area of the double plates**. Our **Felt Points Nos. 76 (unmounted) and 56 (mounted)** and the **Miniature Brushes with cotton cloth or felt, with a diameter 21 mm or more, at a speed 12,000 rpm**, are particularly well-suited for manual pre-polishing.



Felt cones 50/35x20 mm (FKU 20 100)



Felt point No. 56 (FBH 09 110)



Cotton cloth 102N/21 mm (MBH 22 300)

Transitions between acrylic material and bracket wire

Principally, this area can be pre-polished using the polishing spindle. But have you ever got caught by a bracket when you were pressed for time? If the answer is "Yes", then it is time you used our **Miniature Brush with goat hair 112/21 mm** together with pumice.

However, you should not underestimate this little brush; if the contact pressure is too high and the diameter too small, there is a risk of overheating and quickly removing too much. We recommend a **diameter of 21 mm and more**.

The **maximum speed of 12,000 rpm** should not be exceeded.



Goat hair 112/21 mm (MBH 12 300)

High-gloss polishing

A beautiful high-gloss finish is achieved using our **Buffing Wheel with cotton cloth (calico)** and the **blue polishing paste** (maximum speed of 4,000 rpm). Before using a new buffing wheel for the first time you should grind it slightly with a sharpener. As an alternative to the above buffing wheel we can also recommend the **Pleated Buffing Wheel**. The advantages are a better cooling effect and less fluffing.

For the narrow areas the **Lathe Brush with cotton cloth** is also a possibility.

Buffing wheel, cotton cloth 29/100 mm (SWK 22 100)



Our range of products also includes a special **Buffing Wheel for orthodontics** which excels due to its tight, superfine fabric. This buffing wheel has been developed especially for the delicate work in the field of orthodontics. A beautiful, high-gloss finish can be obtained at a maximum speed of 4,000 rpm using the **blue polishing paste**.

Buffing wheel (orthodontics) 29 KFO/100 mm (SWK 25 100)



For the tongue area of activators we recommend manual polishing using our blue polishing paste and our miniature brushes.

The Miniature Brushes (MBH) with discs of felt, cotton cloth or flannel, with a diameter of 21 mm and more, and a maximum speed of 12,000 rpm are recommendable here.

Example: Felt discs 101/21 mm (MBH 21 300)

