


The following products (code Nos.) are used in our application examples:

- **Lathe brush, goat hair, with aluminum center**
 Ø 50 mm 152/50 (SBA 12 100)
- **Lathe brush, goat hair, with aluminum center**
 Ø 60 mm 152/60 (SBA 12 200)
- **Lathe brush, goat hair, with plastic center**
 Ø 48 mm 162/48 (SBK 12 100)
- **Miniature brushes, goat hair, white, mounted:**
 - Ø 21 mm 112/21 (MBH 12 300)
 - Ø 23 mm 112/23 (MBH 12 400)
 - Ø 25 mm 112/25 (MBH 12 500)
- **Miniature brushes, goat hair, unmounted:**
 - Ø 21 mm 122/21 (MBU 12 300)
 - Ø 23 mm 122/23 (MBU 12 400)
 - Ø 25 mm 122/25 (MBU 12 500)
- **Felt points, mounted:**
 - No. 58 (FSH 06 110)
 - No. 61 (FPH 21 100)
- **Felt points, unmounted:**
 - No. 78 (FSU 06 100)
 - No. 81 (FPU 21 100)

Wishing you good polishing results

 <p>Polirapid das komplette Qualitäts - Sortiment für die Politur</p>	<p>Josef-Schüttler-Str. 49 78224 Singen, Germany</p>	<p>Tel: 07731-947 220 Fax: 07731-947 221</p>
<p>Dr. Montemerlo GmbH & Co KG</p>		



Polishing Ceramic Veneers

We recommend the following articles in our range of products. In this information brochure we mainly focus on the particularly tricky places for polishing.




Lathe brush
goat hair



Miniature brush
goat hair

Felt points



mounted

Nos. 57 and 58



unmounted

Nos. 77 and 78



mounted

No. 61



unmounted

No. 81

Apart from glaze-firing there are two options for polishing ceramics, i.e.

1. with pumice stone
2. or diamond polishing paste

If you prefer to use the polishing spindle, we recommend our **Lathe Goat Hair Brush with plastic (SBK) or aluminum (SBA) center** at a maximum speed of 4,000 rpm.



Example: Goat hair 152/50 mm (SBA 12 100)


Do you wish for better control during polishing? No problem!

In this case, you should clamp our **Miniature Goat Hair Brush**, of **diameter 21 mm or more**, in your hand-piece (**max. speed of: 12,000 rpm**). This brush is excellently suited for polishing the interdental areas of veneered bridges.



Example: Goat hair 112/21 mm (MBH 12 300)

Due to their hardness, our **Polishing Felts** are very well-suited for polishing ceramics.



Nos. 57 and 58



Nos. 77 and 78



No. 61



No. 81


We recommend a maximum speed of **10,000 rpm**.

The Felt Points Nos. 58 and 57 (mounted) as well as Nos. 78 and 77 (unmounted) are suitable for polishing the ceramic surfaces.



Example: Felt point, mounted, No. 58 (FSH 06 110)

The Felt Points Nos. 61 and 81, however, produce a wonderful, high-gloss when polishing interdental areas of ceramic veneers with diamond polishing paste. Due to their hardness, they keep their shape for a long time. If required, you can also modify their shape to suit your purposes, of course, using a sharpening stone.



Example : Felt point, mounted, No. 61 (FPH 21